

GRAVITY

RESIN QUARTZ FLOORS



GENERAL INSTRUCTIONS

DESCRIPTION

Polyaspartic polyurea resin superior UV resistance and durability for resin quartz.

2 compounds A+B

APPLICATION PROCEDURE

Remove oil, grease and wax contaminants. If used for concrete sealing, cement laitance, loose particles, mould release agents, cured membranes must also be removed.

Ceramic tiles must be cleaned with appropriate de-scaling product and mechanically abraded where required.

BEFORE STARTING THE APPLICATION THE SURFACE MUST BE DRY

MATERIAL CAN NOT COME IN TOUCH WITH WATER UNTIL ITS FULLY DRY

YOUR TOOLS MUST BE ALWAYS CLEAN DURING THE APPLICATION (WITH WHITE SPIRIT)

After finishing and the curing process passed (read TECHNICAL CHARACTERISTICS) you must add a final roll coat with the resin mixed (A&B) without quartz for top coat and leave for 24 hours.

Priming:

Priming is required when application is on nonporous substrates, such as ceramic/glazy tiles and also on cement floor. In this case, 2 Compound Cement Insulation is used with roll application (waiting time 2/3 days to apply resin quartz).

For porous substrates such as marble, natural stones, you must close the pores with any solution available.

Mixing:

Open bucket A (resin quartz) and mix with bucket B (hardener).

Stir well, with a low-speed mixer until the 2 materials uniform.

Mixing ratio is 2:1, 2 for bucket A and 1 for bucket B

For every 25kg Quartz you add 1.245 Liter, A(830ml)+B(415ml) compounds mixed, and you mix them together

First you put the Quartz in the place you use for mixing and then you add the A+B compound and the duration time is maximum 45 minutes before it gets hard and unusable,

You must apply right after you mix it.(For **TOP COAT** use 7.5 Liter A+B mixed u can cover 35 m²)

Important: This resin mixture is working only with 1mm until 6mm quartz size.

The minimum thickness of finished product must be 10mm, for parking flooring must be 15mm thick.

STORAGE

12 months from production date, stored in original unopened packaging protected from direct sun exposure and frost. Storage temperature 0°C - 35°C.

TECHNICAL CHARACTERISTICS

Application temperature +0°C until +35°C. Temperature resistance -40°C until 120°C.

Humidity ≤85% (RH) . Flooring drying time 8-12h (after 24h you can step on it)

Parking drying time 24h, then need a top coat with roll with the same material without the quartz (after 5 days you can park on it)

SAFETY INSTRUCTIONS

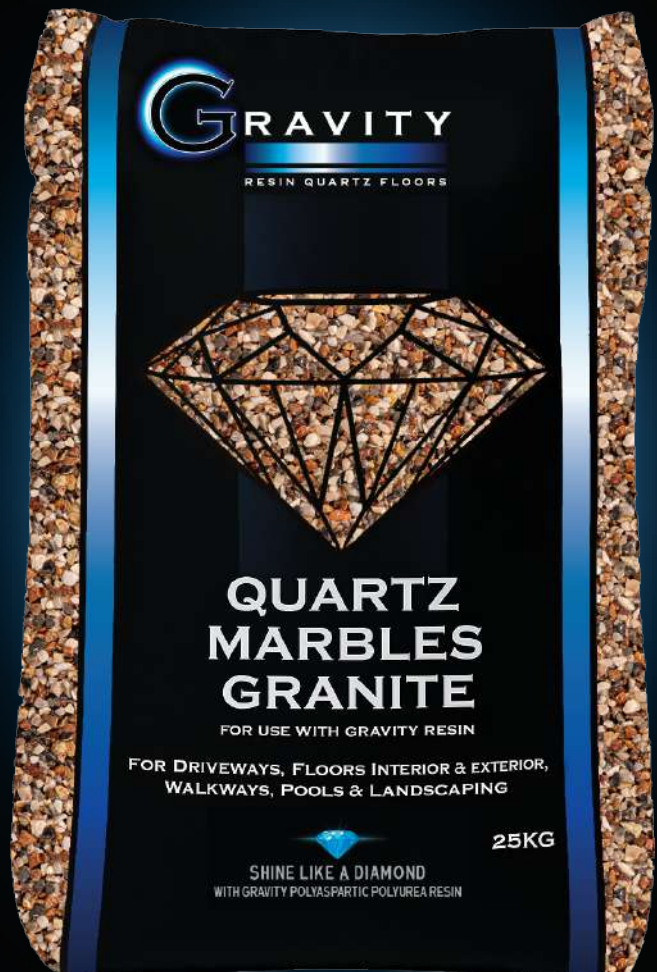
Always wear protective gloves and glasses and avoid contact. May cause allergy.

If the material comes in touch with your eye add a lot of water without touching.

And get in touch with your doctor and seek medical advice.





The content is not flammable but keep away from heat/flames/sparks/hot surfaces because the bucket is plastic.


POISON CENTER 1401







Address: Riga Fereou & Andrea Zakou
Christina Center 1st Floor, Office 101, 3095,
Limassol - Cyprus

    @gravity.resin.quartz

 Gravity.services.cy@gmail.com

  +357 97 881 886

WWW.GRAVITYRESINQUARTZ.COM